



MOBILE PLANT SOLUTIONS

FOR THE CONCRETE, CONSTRUCTION AND ENVIRONMENTAL INDUSTRIES



Jamieson Equipment Company | 5314 Palmero Court | Buford, GA 30518 | 800.875.0280 | sales@jamiesonequipment.com
www.jamiesonequipment.com

rapidmix

The Rapidmix is a fully mobile, high capacity continuous mixing plant for semi-dry mixes. With outputs of up to 600 tons per hour, the Rapidmix is well suited to roller compacted concrete, concrete paving and environmental remediation.

rapidbatch

The Rapidbatch is a high capacity mobile batching plant suited to large construction, infrastructure and civil engineering projects. With outputs of up to 130yds³/hr and fast setup times the Rapidbatch is well suited to wind farms, airports, construction and readymix applications.

transbatch

The Transbatch is a single load, fully mobile batching plant with a maximum output of 109yds³. With quick setup and fast mix times this makes for one of our most efficient plants to date.





CONTENTS

INTRODUCTION	▶ 04
PRODUCT RANGE	▶ 05
RAPIDMIX	▶ 06
RAPIDBATCH	▶ 14
TRANSBATCH	▶ 20
CASE STUDIES	▶ 26
BENEFITS OF USING RAPID	▶ 27

HOME OF THE CONCRETE MIXER



Rapid mixer 1983

A HOME GROWN SUCCESS STORY

Established in 1969, Northern Ireland based Rapid International delivers high quality, reliable equipment to the concrete, construction and environmental industries. Today, with a presence in more than 20 countries worldwide via an ever expanding international dealer network, Rapid is a trusted partner to a wide variety of customers, ranging from multinational construction groups to small concrete producers.

RAPID IS A GLOBAL LEADER IN THE MANUFACTURING OF:

- ▶ Pan, Planetary and Twin Shaft Concrete Mixers
- ▶ Mobile Continuous Mixing Plant/Pugmills
- ▶ Specialized Mobile Continuous Mixing Plant
- ▶ Mobile/Fixed/Bespoke/Compact Batching Plants
- ▶ High Pressure Mixer Washout Systems
- ▶ Silos
- ▶ Spare Parts

Rapid's vast experience over the last four decades ensures the highest quality design and manufacture of all equipment. Quality, reliability, efficiency and technological advancement are the greatest aims of Rapid's workforce, based at its impressive 50,000sq ft production facility and headquarters in County Armagh, Northern Ireland. Always innovating, Rapid's emphasis on product development is driven by the needs of its wide-reaching customer base, and the company's in-house technical team consistently strive to meet the demands of total quality while exceeding customers' expectations.


RAPID INTERNATIONAL USA, INC

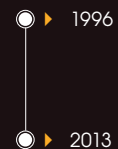

Located in Commerce City, Colorado, Rapid International USA, Inc was established in 1996 by its current President Dennis Bauer. No stranger to the industry, Dennis has over 25 years experience in the concrete and construction industries. Via its large nationwide network of sub dealers, Rapid USA, Inc has acted as a US sales partner for Rapid's Rapidmix range for over 17 years.



Aerial shot of the Rapid site

▶ 04

 Craigavon Engineering Ltd.





A WORLD-CLASS PRODUCT RANGE



MIXER RANGE

The heart of any concrete plant, Rapid's quality, durable concrete mixer range includes Pan, Planetary and Twin Shaft options. Built as standard with chill cast tiles, Rapid delivers low maintenance costs across the entire range. Rapid's Planetary option is ideal for the pre-cast industry as well as mixing semi-dry colored concrete. Planetary outputs range from 0.5yds³ to 4yds³ per hour.

The Rapid Pan (outputs 0.75yds³ to 5yds³) is the ultimate mixer for the ready mix industry due to its high outputs and Rapid is the sole UK manufacturer of 5yds³ output Pan mixers.

Rapid's range of Twin Shaft concrete mixers (outputs 4yds³ - 5yds³) are ideal for the ready mix industry due to their high outputs, fast mixing time and compact design. Rapid's Twin Shaft mixers have heavy duty extra thick chill cast tiles throughout, offering low maintenance costs.



MOBILE BATCHING PLANTS

Rapid's fully mobile Rapidbatch 70 and 120 mobile batching plant offers super mobile batching with outputs from 77yds³ to 130yds³ per hour. Fast on-site set up within one day means less downtime and increased efficiency for large construction projects.

Rapid's Transbatch (outputs of 44, 66 and 109yds³ per hour) offers a more compact solution for mobile batching in a single load road towable unit, which folds and dismantles for transport. The Transbatch is perfect for remote location projects.



MOBILE/SPECIALIZED CONTINUOUS MIXING PLANTS

Totally mobile and fully self contained with its own power source and self erecting system, the Rapidmix mixes up to 400 or 600 tons per hour depending on application. Rapidmix is fully operational within 2-3 hours and is typically used for RCC (roller compacted concrete), road sub base and a wide range of environmental applications including contaminated land treatment and soil stabilization.




HIGH PRESSURE MIXER WASHOUT SYSTEMS

Proper mixer cleaning and maintenance is critical to prevent build up. The compact Rapid Jetwash High Pressure Mixer Washout System offers powerful concrete mixer cleaning in just 4 minutes using 2,000PSI (140 BAR) water pressure, reducing mixer wear and increasing the potential lifespan of the mixer. Available in both 2, 3 and 4 pump models.

FAST-TRACK SPARES

Rapid's service doesn't stop the moment your plant is erected: our in-house spares department provides a wide range of spare parts for all mixer types, silos and plant. Rapid offers high inventory levels and a FAST-TRACK service, combined with highly competitive rates.



rapidbatch

The Rapidbatch is a high capacity mobile batching plant suited to large construction, infrastructure and civil engineering projects. With outputs of up to 130yds³/hr and fast setup times, the Rapidbatch is well suited to wind farms, airports, construction and readymix applications.



BUILT TO LAST

- ▶ Fully galvanized.
- ▶ Auto greasing system.
- ▶ Hard wearing liner on weigh belt conveyor and bin outlets.
- ▶ Hard wearing inner mixing chamber.
- ▶ Heavy duty gearboxes.
- ▶ Multiple mixer door discharge positions.
- ▶ Heavy duty hydraulic power pack.
- ▶ Reduced wear with extra thick chill cast tiles and paddles.
- ▶ Hexagonal heavy duty mixer shafts.
- ▶ Aerofoil arm design offering reduced wear and thorough mix.
- ▶ Rhombus style wear tiles.



Mixer unit in transit



Dust filter for mixer




Rapidbatch 120 and bin unit



Easy access to readymix chute



Bin unit



Twin Shaft mixer

INCREASED PRODUCTION

- ▶ Enlarged outlet on bins for quick charging.
- ▶ Short mixing times and high outputs with Twin Shaft mixer.
- ▶ Computerized control system.
- ▶ Accurate metering.

COMPACT DESIGN

- ▶ Small plant footprint.
- ▶ Easily transported.

SHORT INSTALLATION TIME

- ▶ No foundations required.
- ▶ Single crane lift.
- ▶ Plug and play electrics.

OPTIONS

Rapid's vast ranging experience has led us to the understanding that every application is unique. Rapid offers a range of optional extras enabling customization of your Rapidbatch to provide a superior solution for your specific application requirements. Available optional extras include:

- ▶ **Silos** sizes range from 30 tons to 1,000 tons.
- ▶ **Precast bases** Rapid can provide precast bases to mount silos on for mobile and remote applications.
- ▶ **Admixtures** additional admixtures can be added to the system if needed.
- ▶ **Winter package** fully winterized enclosure for plant, including heating systems for aggregates, water and mixer.



Precast base



Silo



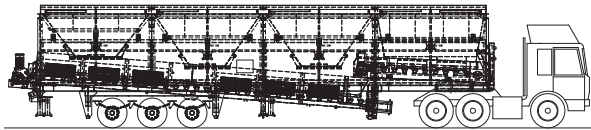
Winter package

SPECIFICATIONS

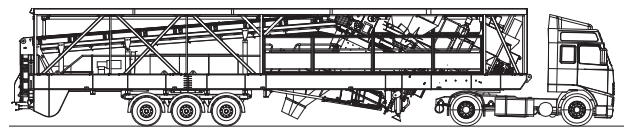
MODULE	MIXING CAPACITY	BATCH SIZE	CURRENT GENERATOR	LENGTH (Transport dimensions)	WIDTH (Transport dimensions)	HEIGHT (Transport dimensions)	WEIGHT
MIXING UNIT	130yds ³ /hr	3yds	400kVA	19.3yds	3.2yds	4.4yds	84,878 lbs

MODULE	BIN CAPACITY	LENGTH (Transport dimensions)	WIDTH (Transport dimensions)	HEIGHT (Transport dimensions)	WEIGHT
BIN UNIT	92yds ³	18.2yds	3.2yds	4.4yds	77,162 lbs

MODULE	LENGTH	WIDTH	HEIGHT	WEIGHT
CONTROL CABIN	5yds	2.7yds	2.7yds	7,716 lbs



Rapidbatch bins in transport



Rapidbatch mixing unit in transport



90 degree configuration

APPLICATIONS

The Rapidbatch is a superior choice for a wide varying selection of construction projects, including but not limited to:

- ▶ Road building
- ▶ Housing developments
- ▶ Commercial yards
- ▶ Parking lots
- ▶ Sidewalks
- ▶ Wind farm bases
- ▶ Warehouse flooring



In line configuration



Wind farm project